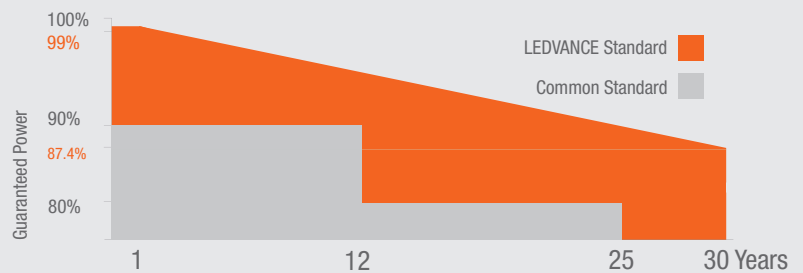


M585~605P60UB-SF-F7

210 Half-Cut Cells
Mono PERC Bifacial Module
Silver Frame



15 YEARS Product guarantee

30 YEARS Linear Power guarantee

585-605p Power range

21.38% Maximum efficiency

0.45% Yearly degradation

SMBB Excellent Cell Efficiency
Super multi Bus Bar technology increases the efficiency of the modules

Resistance to power degradation
Resistance to power degradation caused by Potential-Induced Degradation PID effect, thanks to strict quality control in the module production process and other subassemblies

Better Weak Illumination Response
Excellent performance in weak light conditions, such as haze, clouds and early morning

Adapted to harsh outdoor environments
Resistant to harsh environments such as salt, ammonia, sand, high temperatures and high humidity environments

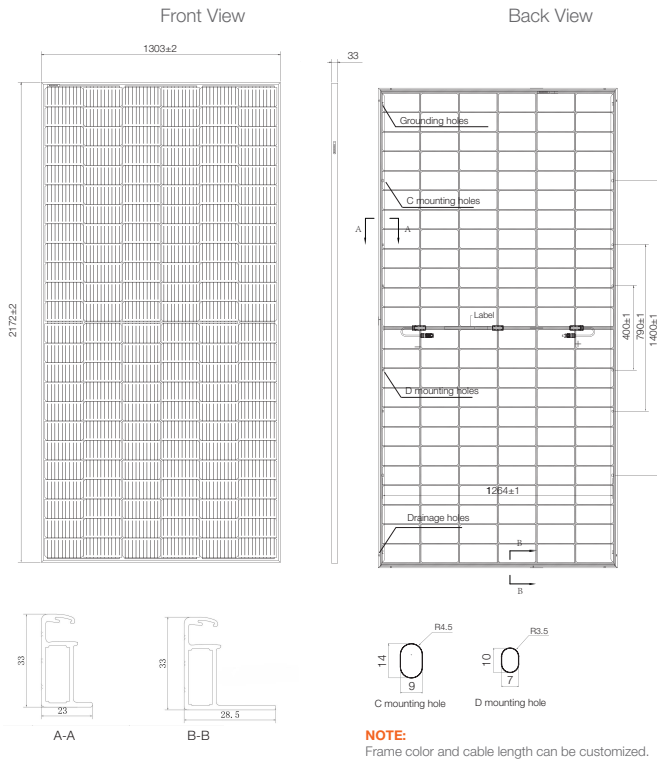
Highest production standards
Guarantees of operational reliability and quality module production go far beyond requirements specified in certificates



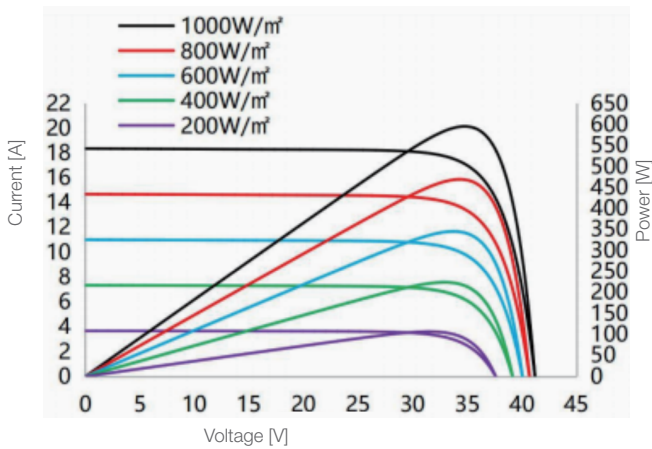
IEC 61215: Design suitability and type approval
IEC 61730: Safety qualification
IEC 61701: Salt mist corrosion testing
IEC 62716: Ammonia corrosion testing
IEC 60068: Environmental testing: Dust and sand

With subsidiaries in more than 50 countries and business activities in over 150 countries, LEDVANCE is committed to supplying reliable and durable PV products to customers to create together a greener planet.

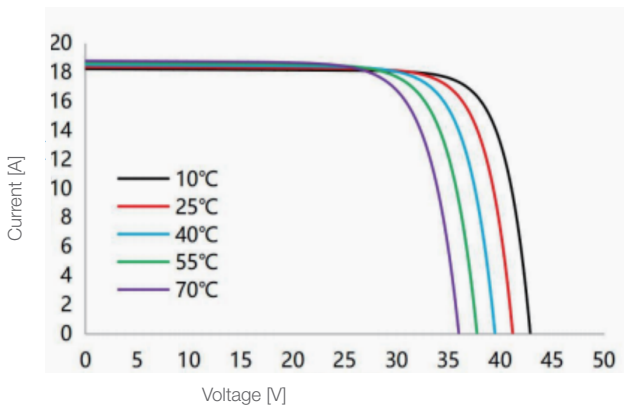
Dimensions of PV module (mm)



Current-voltage curve of the module by different insolation



Current-voltage curve of the PV module by temperature



ELECTRICAL CHARACTERISTIC | STC ¹⁾

Module	M585P60 UB-SF	M590P60 UB-SF	M595P60 UB-SF	M600P60 UB-SF	M605P60 UB-SF
Nominal power Watt P_{max} (Wp)	585	590	595	600	605
Maximum power voltage V_{mpp} (V)	34.20	34.40	34.60	34.80	35.00
Maximum power current I_{mpp} (A)	17.11	17.16	17.21	17.26	17.31
Open circuit voltage V_{oc} (V)	40.80	41.00	41.20	41.40	41.60
Short circuit current I_{sc} (A)	18.27	18.32	18.37	18.42	18.47
Module efficiency η (%)	20.67	20.85	21.02	21.20	21.38

Measuring tolerance: $\pm 3\%$

Bifacial Output-Rearside Power Gain ^(595W)

Power Gain	5%	10%	15%	20%	25%
Maximum Power (P_{max}) [W]	625	655	684	714	744
Open-Circuit Voltage (V_{oc}) [V]	41.10	41.10	41.10	41.10	41.10
Maximum Power Voltage (V_{mp}) [V]	34.70	34.70	34.70	34.70	34.70
Short-Circuit Current (I_{sc}) [A]	19.34	20.26	21.18	22.10	23.02
Maximum Power Current (I_{mp}) [A]	18.02	18.88	19.74	20.60	21.46

ELECTRICAL CHARACTERISTIC | NMOT ²⁾

Power Level	585	590	595	600	605
Maximum power P_{max} (Wp)	439	442	446	450	454
Maximum power voltage V_{mpp} (V)	32.10	32.30	32.50	32.70	32.90
Maximum power current I_{mpp} (A)	13.68	13.71	13.74	13.77	13.81
Open circuit voltage V_{oc} (V)	38.60	38.80	39.00	39.20	39.40
Short circuit current I_{sc} (A)	14.73	14.76	14.78	14.81	14.85

Measuring tolerance: $\pm 3\%$

WORKING CONDITIONS

Maximum system voltage	1500 V DC
Operating temperature	-40°C~+85°C
Operating humidity	5~85%
Maximum series fuse	30 A
Front/Rear load	5400 Pa / 2400 Pa

MECHANICAL DATA

Solar cells	Mono PERC
Number of cells	120 (6x20) pcs
Size of cells	182 x 91 mm
Module dimension	2172 x 1303 x 33 mm
Frame color	SF – Silver black
Weight	34.5±1 kg
Glass	2.0 mm tempered glass, anti-reflective coating
Type of frame	Anodized aluminum alloy
Junction box	IP68, 3 diodes
Cables	4 mm ² , Portrait: 300 mm or Customized Length
Connectors	MC4-Evo2 or MC4 Compatible

TEMPERATURE RATINGS

NMOT	45±2 °C
Temperature coefficient of P_{max}	-0.30% / °C
Temperature coefficient of V_{oc}	-0.25% / °C
Temperature coefficient of I_{sc}	0.046% / °C

PACKAGING CONFIGURATION

Piece / Box	33
Size of packing	2188 x 1130 x 1440 mm
Weight of packing	1206.5 kg
Piece / Container (40'HC)	594

FOOTNOTES:

- 1) STC (Standard Test Conditions): 1000W/m² solar irradiance, cell temperature 25°C, AM 1.5G
- 2) NMOT (nominal cell operating temperature): insolation 800W/m², ambient temperature 20°C, AM 1.5G, wind speed 1m/s

CAUTION:

- Do not connect two or more strings of modules to one fuse.
- The electrical data in this product sheet does not refer to a single module and is not part of the offer, it is used to compare different types of modules only.
- Due to continuous technical innovation, development and product improvement, technical data contained in this product sheet is subject to change at any time without notice and may not be the basis for any damage claims.